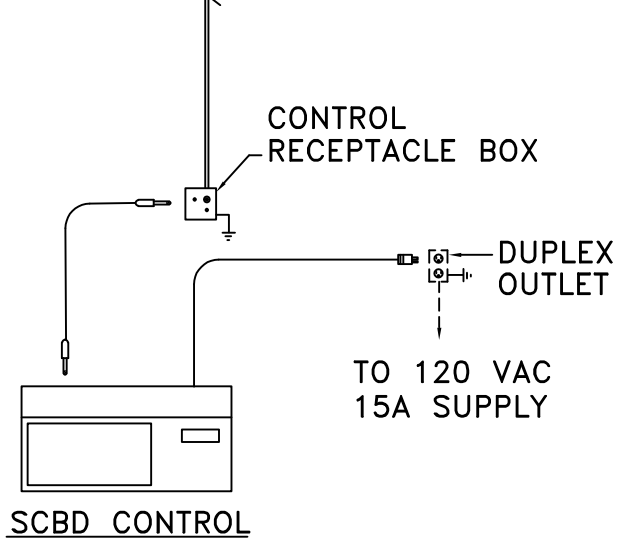
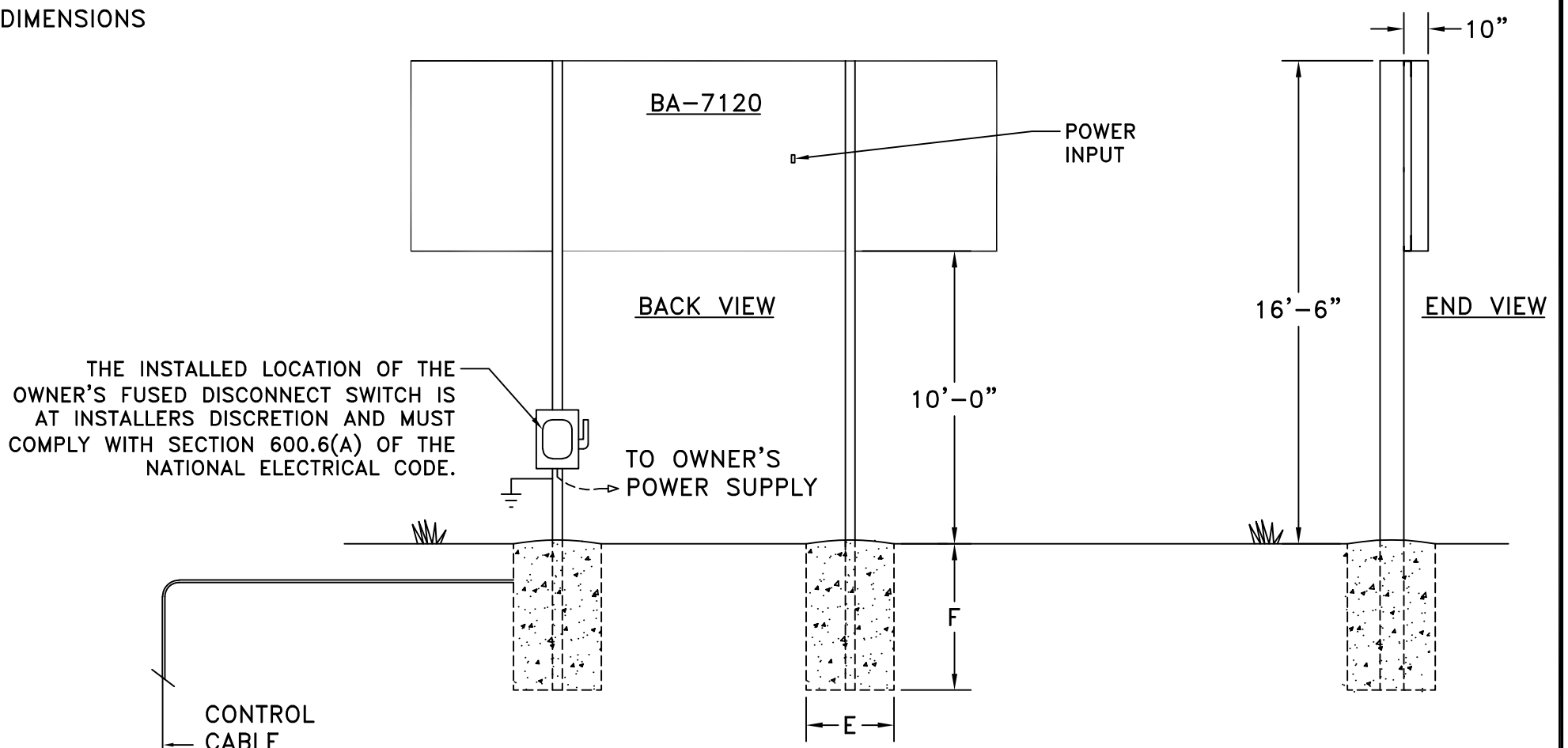


A	B	C	D	E	F	G	H	COLUMNS	POWER
10'-0"	5'-0"	6'-3 1/2"	--	2'-6"	11'-0"	6'-6"	20'-0"	W12 X 30	REFERENCE 01-7120-136-1

DIMENSIONS

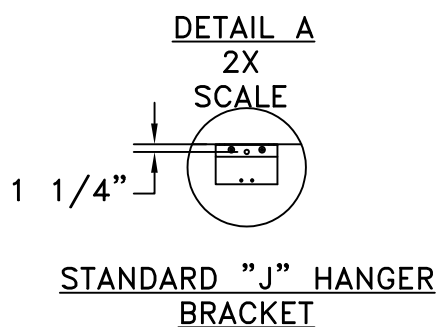
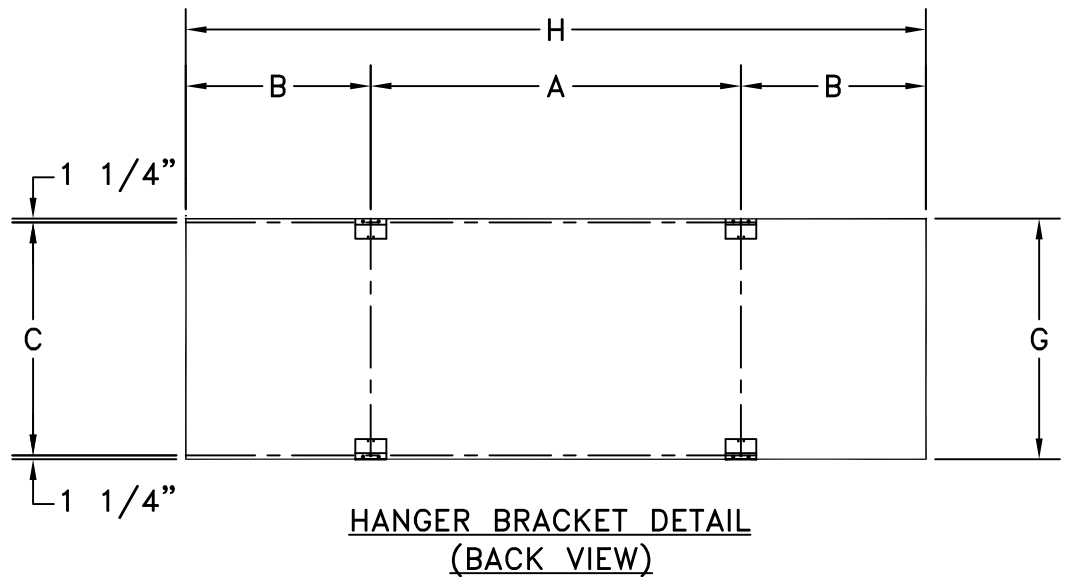


COLUMNS AND FOOTINGS SELECTED FOR LOCATING SCOREBOARD 10'-0" ABOVE GRADE. WIND LOAD-(120 mph). COMPLIES WITH IBC 2021 FOR 120 MPH CLASS B EXPOSURE. SOIL- AVERAGE WITH ALLOWABLE STRESSES OF 2500 psf. DESIGN SHOULD BE ALTERED FOR DIFFERENT SOIL CONDITIONS, CLEARANCE, OR LOCAL CODES. FAIR-PLAY ASSUMES NO RESPONSIBILITIES FOR INSTALLATIONS DONE BY OTHERS.

CONTROL CABLES- SUGGEST 1/2" CONDUIT BE USED FOR BURIED CABLE IN AREAS WHERE IT MAY BE SUBJECT TO MECHANICAL DAMAGE. POWER WIRES SHOULD BE ROUTED IN SEPARATE CONDUIT FROM POWER CABLE.

INSTALLATION DRAWING SHOULD BE REVIEWED BY A LICENSED PROFESSIONAL ENGINEER IN YOUR AREA PRIOR TO CONSTRUCTION.

REF. 01-0500-01 FOR INSTALLATION NOTES.



CUSTOMER APPROVAL:		MY SIGNATURE BELOW SIGNIFIES MY APPROVAL TO PROCEED WITH THE DESIGN WORK SPECIFIED HEREIN AND ACKNOWLEDGEMENT THAT I HAVE RECEIVED AND READ THE INSTALLATION SPECIFICATIONS CONTAINED IN FAIR-PLAY DOCUMENT NO. 01-0500-01. CONSULT YOUR FAIR-PLAY SALES ASSOCIATE IF YOU SHOULD HAVE ANY QUESTIONS OR REQUIRE ANY CHANGES TO THIS DOCUMENT.	
PROJECT:	SIGNATURE:	DATE:	
REFERENCE #:	PRINT NAME:		

FAIR-PLAY	THIS DOCUMENT CONTAINS FAIR-PLAY PROPRIETARY INFORMATION. ANY DISCLOSURE, USE OR DUPLICATION OF THE DOCUMENT OR OF ANY INFORMATION CONTAINED THEREIN FOR OTHER THAN THE SPECIFIC PURPOSE FOR WHICH IT WAS DISCLOSED IS EXPRESSLY PROHIBITED, EXCEPT AS MAY BE OTHERWISE AGREED TO IN WRITING. COPYRIGHT 2022.		
	TITLE INSTALLATION FOR BA-7120	DRAWN BY BEW DATE 10-21-24 SCALE 3/16"=1'-0"	MODEL BA-7120 DWG. NO. 01-7120-136-2
OR REV.#	ORIGINAL RELEASE CHANGE	10-21-24 DATE	BEW BY
6110 AVIATOR DRIVE HAZELWOOD, MO 63042			